

TIBUR
Unmistakable Style

VIEW[®]

TIBUR

Unmistakable Style

3 Colori • Colors

Silver • Almond • Carbon


3 Superfici • Surface

Naturale • Vintage • Grip R11

4 Formati • Sizes

90x90 • 60x90

60x60 • 30x60





floor
TIBUR CARBON 90x90
Rettificato



4

5

floor
TIBUR ALMOND 60x90 · 60x60 · 30x60
Rettificato



floor
TIBUR SILVER 60x90 · 60x60 · 30x60
Rettificato



wall
TIBUR ALMOND
Mosaico Burattato 30x30 (2,5x2,5)

floor
TIBUR SILVER GRIP R11 20mm 60x90
Rettificato
TIBUR SILVER GRADONE LINEARE 30x90
Rettificato





floor
TIBUR SILVER 60x90
Rettificato




floor
TIBUR ALMOND 30x60
Rettificato



wall
TIBUR SILVER 60x90
TIBUR SILVER 30x60
Vintage - Rettificato

floor
TIBUR SILVER 60x90
Rettificato



floor
TIBUR SILVER 60x90
Vintage - Rettificato

floor
TIBUR CARBON 60x90 · 60x60 · 30x60
Rettificato

CARBON



Size **90x90** Rettificato

ALMOND



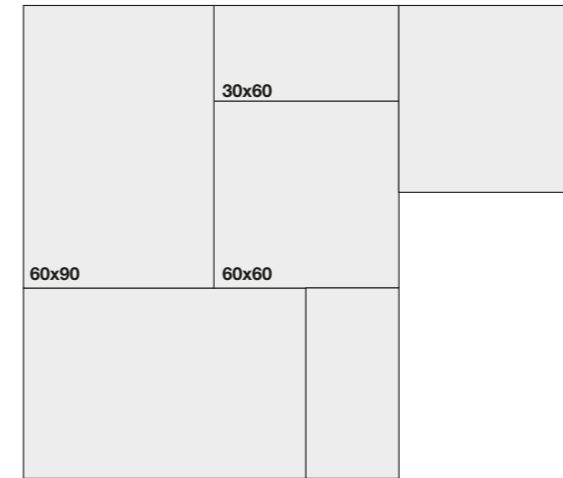
Size Modulo **60x90 - 60x60 - 30x60** Rettificato

SILVER



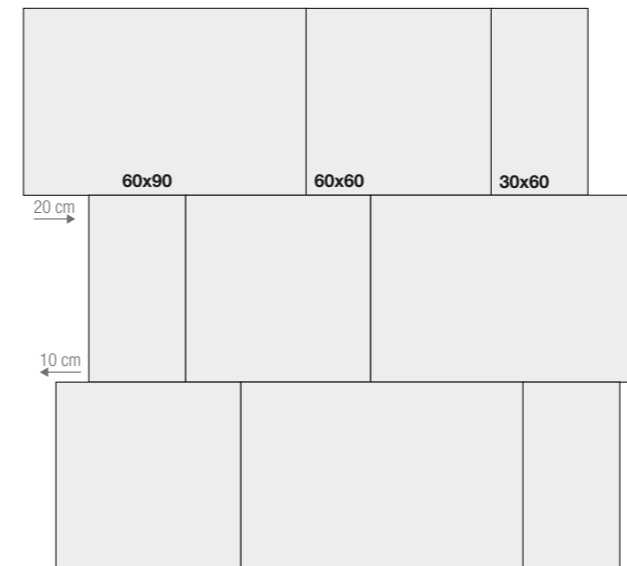
Size Modulo **60x90 - 60x60 - 30x60 - 30x30** Rettificato

MODULO 3 FORMATI



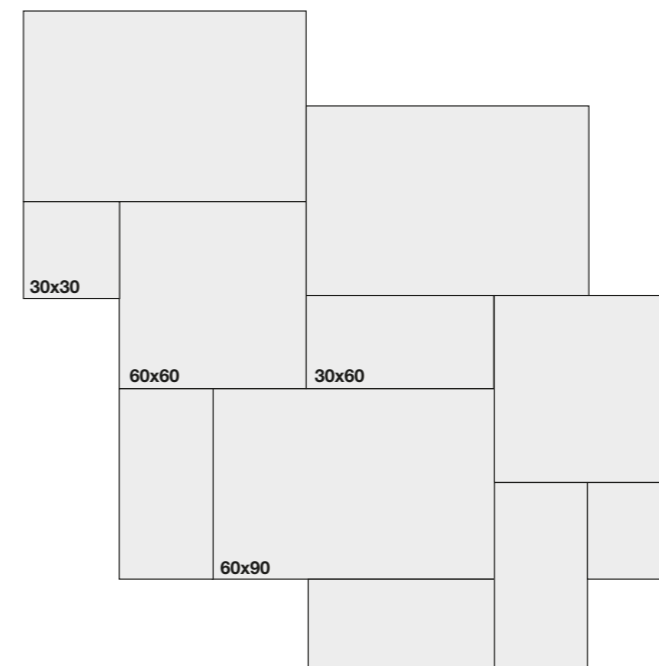
Size Modulo
 50% size 60x90
 33,33% size 60x60
 16,66% size 30x60

MODULO 3 FORMATI



Size Modulo
 50% size 60x90
 33,33% size 60x60
 16,66% size 30x60

MODULO 4 FORMATI



Size Modulo
 50% size 60x90
 22,22% size 60x60
 22,22% size 30x60
 5,56% size 30x30*
*available on demand (one side will have no chipped / structured edge since is cut by bigger sizes)



SILVER




ALMOND



CARBON

RETTIFICATO

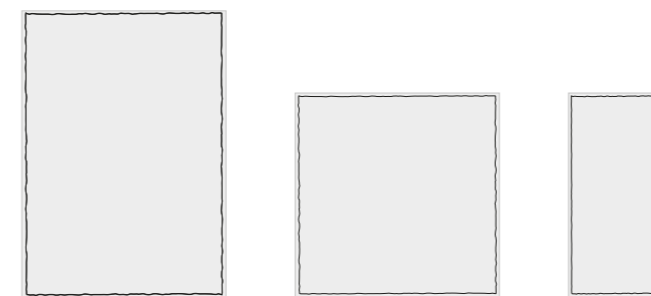


***90x90** 36"x36"
60x90 24"x36"
60x60 24"x24"
30x60 12"x24"

----- Bordo squadrato strutturato - Squared chipped edges -----

***disponibile solo nel colore Carbon.**
 *available only in Carbon colour.

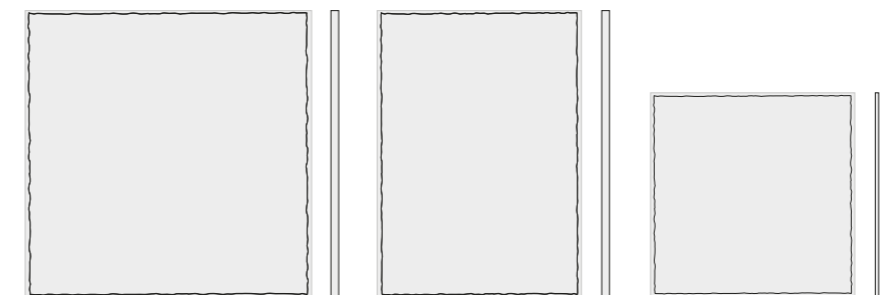
VINTAGE



60x90 24"x36"
60x60 24"x24"
30x60 12"x24"

---- Bordo squadrato strutturato - Squared chipped edges ----

GRIP R11/C RETTIFICATO

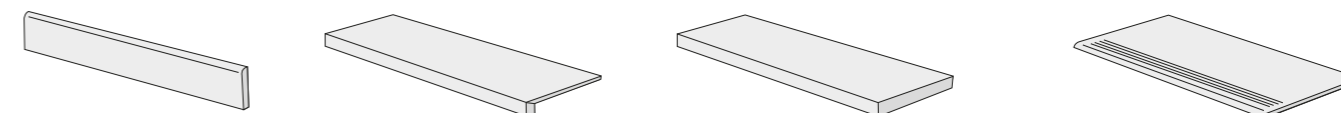


***90x90** 36"x36"
20 **60x90** 24"x36"
20 **60x60** 24"x24"
10

----- Bordo squadrato strutturato - Squared chipped edges -----


***disponibile solo nel colore Carbon.**
 *available only in Carbon colour.

Pezzi speciali - Trims - Formstücke - Pieces speciales



Battiscopa 7,5x60 - 3"x24"
 7,5x90 - 3"x36"
Gradone Lineare 30x60 - 12"x24"
 30x90 - 12"x36"
Gradone Angolare Dx-Sx Lineare 30x60 - 12"x24"
 30x90 - 12"x48"
Gradone Step AntiSlip 30x60 - 12"x24"
 30x90 - 12"x48"

MOSAICI



Mosaico Burattato
 30x30 - 12"x12"
 (2,5x2,5 - 144 DOT)

Caratteristiche tecniche - Technical features
 Technische Eigenschaften - Caractéristiques techniques

Norma UNI EN 14411 Gruppo Bia GL	Valori View View values View Werte Valeur View	Tipo di prova Standard of test Testnorm Norme du test
Assorbimento d'acqua Water absorption Wasseraufnahme Absorption d'eau	≤ 0,5%	ISO 10545-3
Resistenza alla flessione Bending strenght Biegefestigkeit Résistance à la flexion	Conforme	ISO 10545-4
Resistenza al gelo Frost resistance Frostwiderstandsfähigkeit Résistance au gel	Ingelivo Frost-proof Frostsicher Ingélif	ISO 10545-12
Resistenza chimica Chemical resistance Chemicalienfestigkeit Résistance chimique	Inattaccabile Unaffected Nicht angegriffen Inattaquable	ISO 10545-13
Scivolosità Anti-slip index Rutschheremmung Coefficient anti-dérapage	Naturale: R10 / "B"	DIN 51130 / R-DIN 51097
	Grip: R11 / C	DIN 51130 / R-DIN 51097

Imballi - Packages - Verpackungen - Emballages

FORMATI Sizes Formats Formate						
	Pz x Box	M² x Box	Kg x Box	Box x Pall.	M² x Pall.	Kg x Pall.
90x90 Rett.	2	1,62	37,27	20	32,40	745
90x90 Rett./Grip 20 mm	1	0,81	37,00	25	20,25	925
60x90 Rett. / Vintage	2	1,08	23,55	48	51,84	1.130
60x90 Rett./Grip 20 mm	1	0,54	24,60	48	25,92	1.180
60x60 Rett. / Vintage	3	1,08	23,55	40	43,20	942
60x60 Rett./Grip 10 mm	3	1,08	23,55	40	43,20	942
30x60 Rett. / Vintage	6	1,08	23,55	40	43,20	942

ISTRUZIONI PER LA POSA

Si consiglia una fuga minima di 2 mm, e di 3 mm per la versione Retró.
 Miscelare i prodotti da più scatole.

LAYING INSTRUCTION

We recommend a gap of at least 2 mm and 3 mm for the version Retró.
 Mix products from multiple boxes.

VERLEGUNGSHINWEISE

Es wird eine Fuge von mindestens 2 mm, und 3 mm für die Retró empfohlen.
 Die Produkte aus mehreren Schachteln mischen.

ISTRUCTION POUR LA POSE

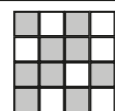
Nous vous recommandons de laisser une entrée de minimum de 2 mm, et 3 mm pour la version Retró.
 Mélanger les produits de plusieurs boîtes.

Variazione di stonalizzazione - Color/shade variation guideline
 Brandfarben Mischungstabelle - Effets nuancés possible




V1

Aspetto uniforme
 Uniform appearance
 Einheitliches aussehen
 Aspect uniforme



V2

Lieve variazione
 Slight variations
 Geringe abweichung
 Légère variation



V3


Moderata variazione
 Moderate variations
 Mässige abweichung
 Variation modérée



V4

Forte stonalizzazione
 Substantial variations
 Akzentuierte variation
 Effet dénuancé très accentué


Merchandising



Sinottico Standard 100x200 Versione A



Sinottico Standard 100x200 Versione B



Culla Tibur BASE PIANA 60 6 incavi (4+2)



Culla Tibur BASE PIANA 90 10+20 mm. 4 incavi

VIEW[®] s.r.l

VIA MONCHIO, 46
41042 FIORANO MODENESE (MO) - ITALY
TEL +39 0536 808029
FAX +39 0536 808157
info@viewceramiche.com
www.viewceramiche.com